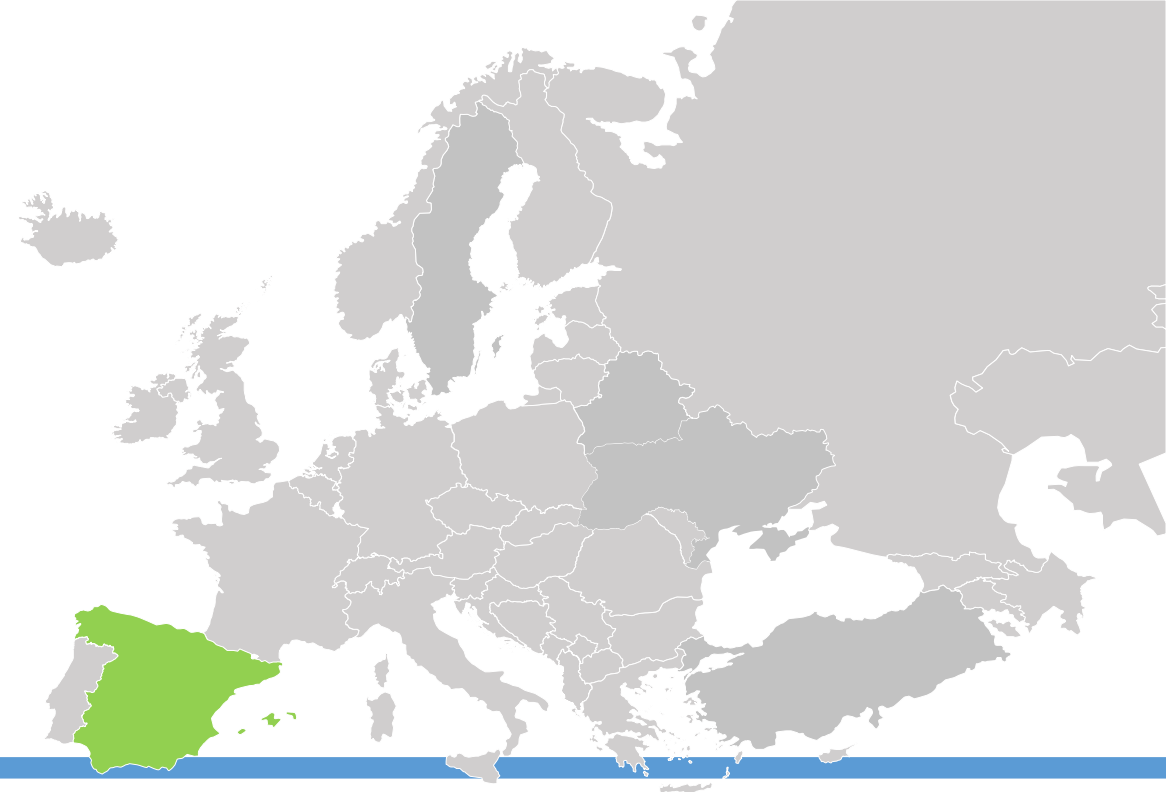


Tiago Silva



In-vivo characterization of dynamic myocardial tissue changes in different mammals

Javier Sánchez-González, Philips Healthcare Iberia, Spain

PHILIPS



4D ANALYSIS of HEART DEVELOPMENT and
REGENERATION USING ADVANCED LIGHT MICROSCOPY
Innovate Training Network


Project aims

01 #One


Myocardial 3D characterization framework. Development of a new CMR 3D sequence for T1 mapping.

02 #Two

Optimization of ESSOS sequence. Improvement of 4D sequence ESSOS.



Bloch equations simulation for different T1s



Middle slice of 3D T1 map